

# 2SK2706

External dimensions 2 ..... FM100

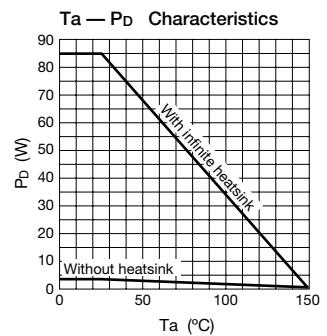
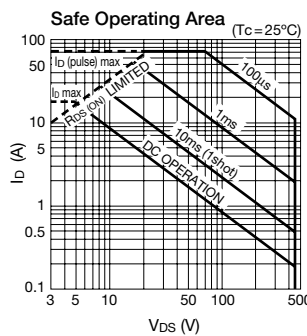
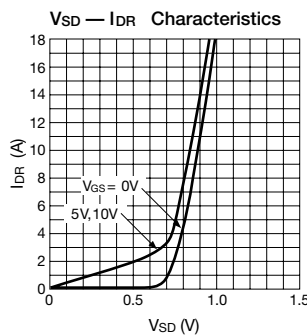
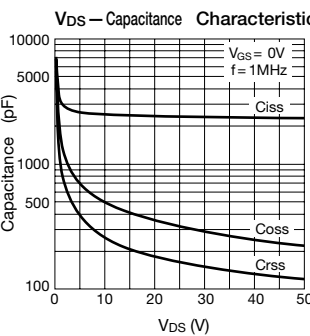
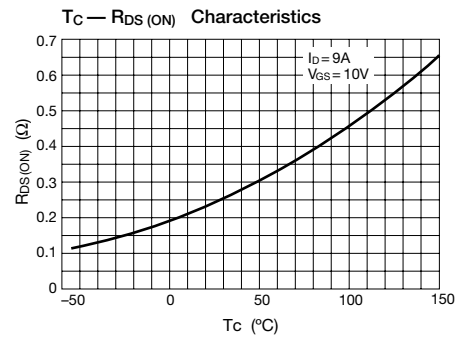
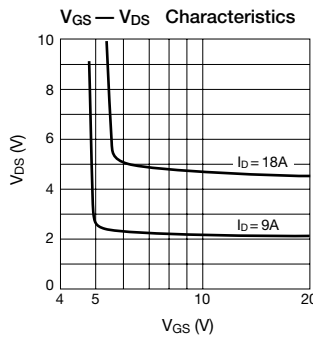
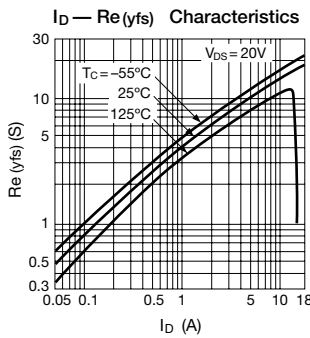
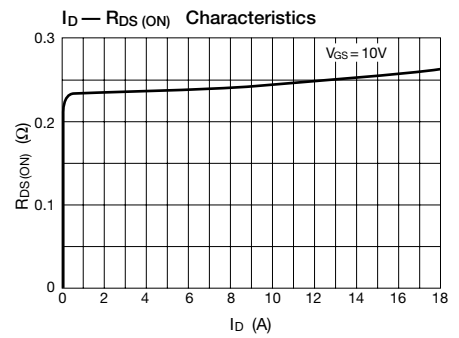
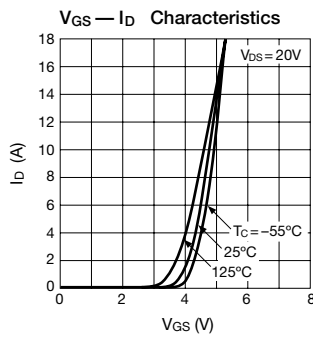
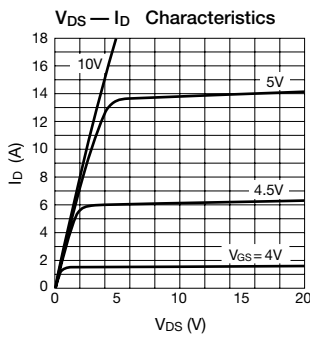
## Absolute Maximum Ratings (Ta = 25°C)

Symbol	Ratings	Unit
V <sub>DSS</sub>	450	V
V <sub>GSS</sub>	±30	V
I <sub>D</sub>	±18	A
I <sub>D</sub> (pulse) *1	±72	A
P <sub>D</sub>	85 (T <sub>c</sub> = 25°C)	W
E <sub>AS</sub> *2	700	mJ
I <sub>AS</sub>	18	A
T <sub>ch</sub>	150	°C
T <sub>stg</sub>	-55 to +150	°C

\*1: P<sub>w</sub> ≤ 100μs, duty cycle ≤ 1%  
 \*2: V<sub>DD</sub> = 30V, L = 4mH, I<sub>L</sub> = 18A, unclamped, R<sub>G</sub> = 50Ω,  
 See Figure 1 on Page 5.

## Electrical Characteristics (Ta = 25°C)

Symbol	Ratings			Unit	Conditions
	min	typ	max		
V <sub>(BR) DSS</sub>	450			V	I <sub>D</sub> = 100μA, V <sub>GS</sub> = 0V
I <sub>GSS</sub>			±100	nA	V <sub>GS</sub> = ±30V
I <sub>DSS</sub>			100	μA	V <sub>DS</sub> = 450V, V <sub>GS</sub> = 0V
V <sub>TH</sub>	2.0	3.0	4.0	V	V <sub>DS</sub> = 10V, I <sub>D</sub> = 1mA
Re (yfs)	10	15		S	V <sub>DS</sub> = 20V, I <sub>D</sub> = 9A
R <sub>DS (on)</sub>		0.24	0.30	Ω	V <sub>GS</sub> = 10V, I <sub>D</sub> = 9A
C <sub>iss</sub>		2500		pF	V <sub>DS</sub> = 10V, f = 1.0MHz, V <sub>GS</sub> = 0V
C <sub>oss</sub>		500		pF	
C <sub>rss</sub>		260		pF	
t <sub>d (on)</sub>		40		ns	I <sub>D</sub> = 9A, V <sub>DD</sub> = 200V, R <sub>L</sub> = 22Ω, V <sub>GS</sub> = 10V, See Figure 2 on Page 5.
t <sub>r</sub>		60		ns	
t <sub>d (off)</sub>		170		ns	
t <sub>f</sub>		85		ns	
V <sub>SD</sub>		1.0	1.5	V	I <sub>SD</sub> = 18A, V <sub>GS</sub> = 0V



This datasheet has been downloaded from:

[www.DatasheetCatalog.com](http://www.DatasheetCatalog.com)

Datasheets for electronic components.