

HD151005

Octal Inverter Buffers/Drivers With Open Drain High Voltage Outputs

REJ03D0297-0200Z
(Previous ADE-205-594 (Z))
Rev.2.00
Jul.16.2004

Description

The HD151005 features octal inverter buffers and drivers with open drain high voltage outputs with N channel power MOSFET.

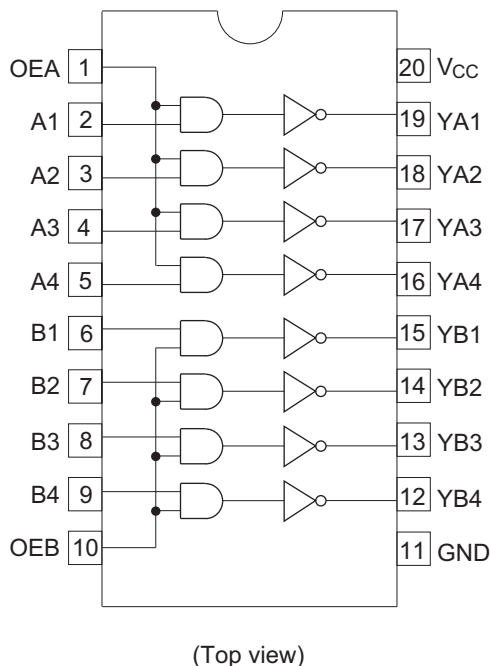
Features

- Wired connection available with open drain outputs
- Output voltage: 30 V Max
- Output current: 100 mA Max
- Ensures $V_{OL} \leq 0.4$ V when the output current is 48 mA
- Low power dissipation: 10 μ A
- Ordering Information

Part Name	Package Type	Package Code	Package Abbreviation	Taping Abbreviation (Quantity)
HD151005P	DILP-20 pin	DP-20N, -20NEV	P	—
HD151005FPEL	SOP-20 pin (JEITA)	FP-20DAV	FP	EL (2,000 pcs/reel)

Note: Please consults the sales office for the above package availability.

Pin Arrangement



Function Table

Inputs		Outputs	Inputs		Outputs
OEA	A	YA	OEB	B	YB
H	L	Z	H	L	Z
H	H	L	H	H	L
L	X	Z	L	X	Z

H : High level

L : Low level

Z : High impedance

X : Irrelevant

Absolute Maximum Ratings (Ta = 25°C)

Item	Symbol	Ratings	Unit
Supply voltage	V_{CC}	0.5 to 7.0	V
Input voltage	V_{IN}	-0.5 to $V_{CC} + 0.5$	V
Input Current	I_{IN}	-10 to +0.1	mA
Output voltage	V_{OUT}	-0.5 to +30	V
Output Current	I_{OUT}	+100	mA/Unit
Power Dissipation	P_T	835 (FP), 1375 (DP)	mW
Storage Temperature Range	Tstg	-65 to +150	°C

Note: 1. The absolute maximum ratings are values which must not individually be exceeded, and furthermore, no two of which may be realized at the same time.

Recommended Operating Conditions

Item	Symbol	Min	Typ	Max	Unit
Supply Voltage	V_{CC}	4.5	5.0	5.5	V
Input Voltage	V_{IN}	0	—	V_{CC}	V
Output Voltage	V_{OUT}	—	—	24	V
Output Current	I_{OL}	0	48	100	mA
Operating Temperature	Topr	0	25	70	°C
Input Voltage	V_{IH}	$0.7 \times V_{CC}$	—	—	V
	V_{IL}	—	—	$0.3 \times V_{CC}$	V
Input Rise and Fall Time *1	t_r, t_f	0	—	500	ns

Note: 1. This item guarantees maximum limit when one input switches.

Waveform: Refer to test circuit of switching characteristics.

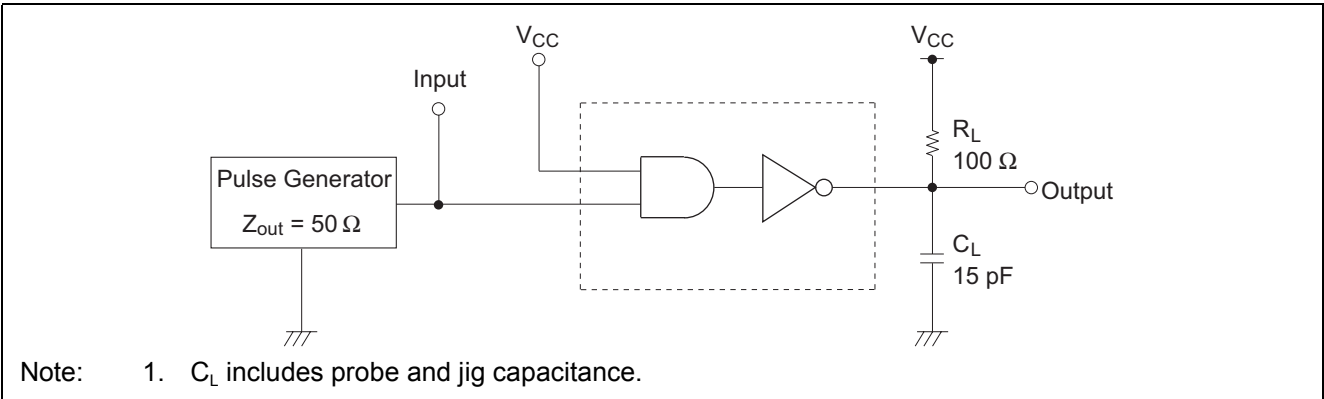
Electrical Characteristics (Ta = 0 to +70°C)

Item	Symbol	V_{CC} (V)	Min	Max	Unit	Conditions
Output voltage	V_{OL1}	4.5	—	0.2	V	$I_{OL} = 24 \text{ mA}, V_I = V_{IH}$
	V_{OL2}	4.5	—	0.4	V	$I_{OL} = 48 \text{ mA}, V_I = V_{IH}$
	V_{OL3}	4.5	—	0.8	V	$I_{OL} = 100 \text{ mA}, V_I = V_{IH}$
Output Current	I_O	5.5	—	5	μA	$V_O = 30 \text{ V}, V_I = 0 \text{ V}$
	$I_{O(off)}$	0	—	5	μA	$V_O = 30 \text{ V}$
Input voltage	V_{IH}	5.0	3.5	—	V	$V_O = 0.4 \text{ V}, I_O \geq 48 \text{ mA}$
	V_{IL}	5.0	—	1.5	V	$V_O = 30 \text{ V}, I_O \leq 5 \text{ mA}$
Input Current	I_I	5.5	—	± 1	μA	$V_I = 0 \text{ V}$ or V_{CC}
	$I_{I(off)}$	0	—	± 1	μA	$V_I = 5.5 \text{ V}$
Power Supply Current	I_{CC}	5.5	—	10	μA	$V_I = 0 \text{ V}$ or V_{CC} , No Load

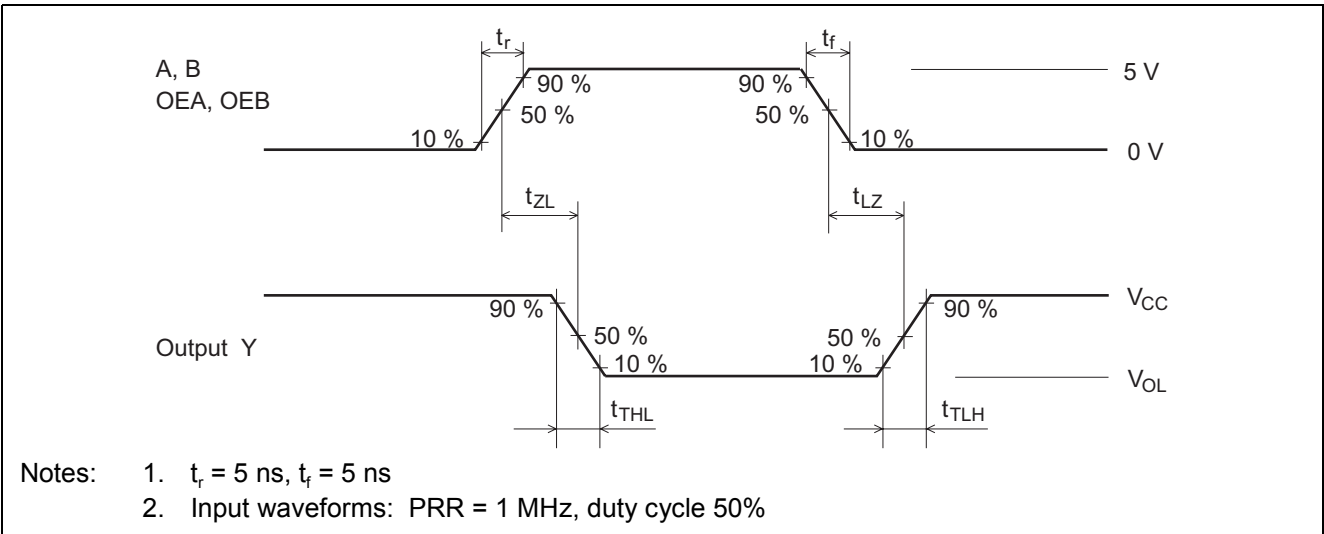
Switching Characteristics (Ta = 25°C, V_{CC} = 5 V)

Item	Symbol	Min	Typ	Max	Unit	Conditions
Propagation Delay Time	t _{ZL}	—	15	30	ns	See next page
	t _{LZ}	—	20	30	ns	See next page
Transition Time	t _{THL}	—	10	30	ns	See next page
	t _{TLH}	—	15	30	ns	See next page
Input Capacitance	C _{IN}	—	7	15	pF	See next page
Power Dissipation Capacitance	C _{PD}	—	30	—	pF	See next page

Test Circuit



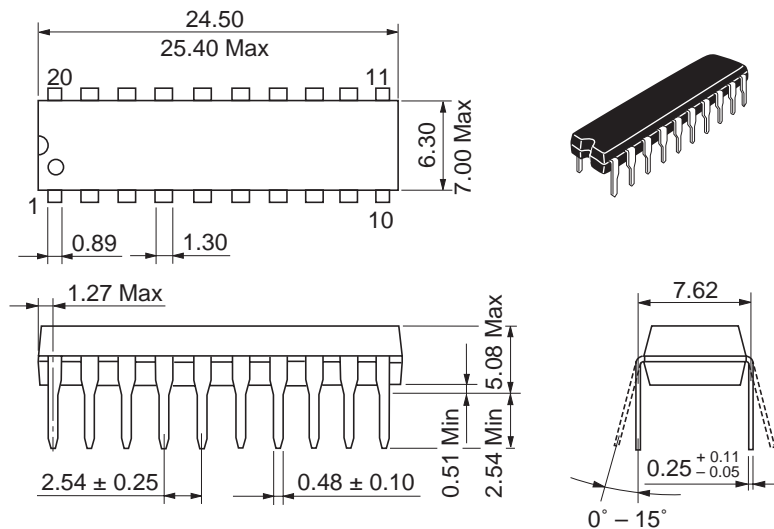
Waveforms-1



Package Dimensions

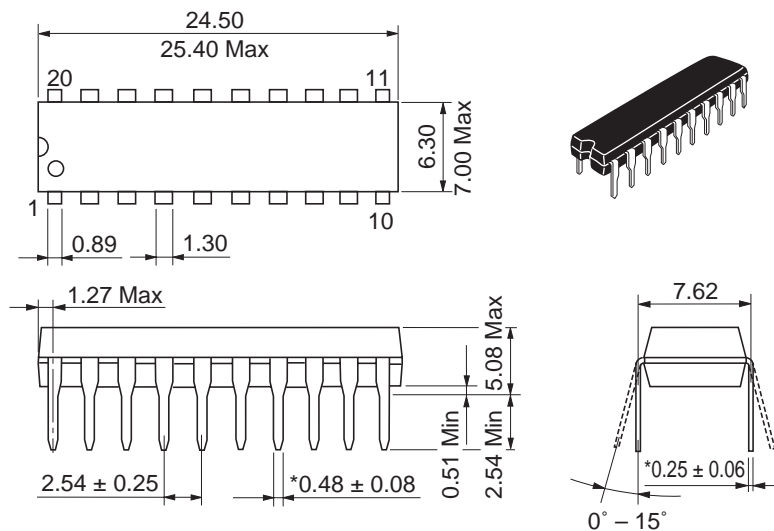
As of January, 2003

Unit: mm



Package Code	DP-20N
JEDEC	—
JEITA	Conforms
Mass (reference value)	1.26 g

Unit: mm

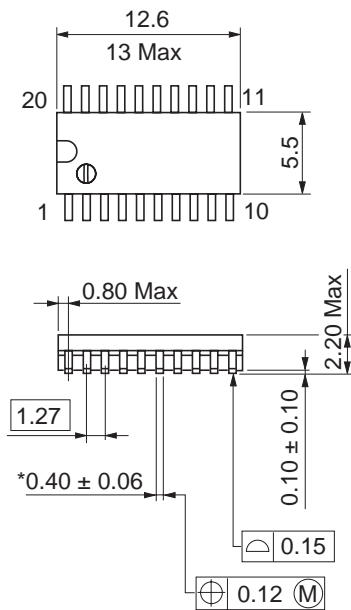


*Ni/Pd/AU Plating

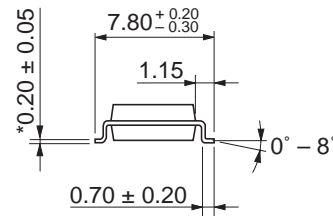

Package Code	DP-20NEV
JEDEC	—
JEITA	Conforms
Mass (reference value)	1.26 g

As of January, 2003

Unit: mm



*Ni/Pd/Au plating



Package Code	FP-20DAV
JEDEC	—
JEITA	Conforms
Mass (reference value)	0.31 g

Renesas Technology Corp. Sales Strategic Planning Div. Nippon Bldg., 2-6-2, Ohte-machi, Chiyoda-ku, Tokyo 100-0004, Japan

Keep safety first in your circuit designs!

1. Renesas Technology Corp. puts the maximum effort into making semiconductor products better and more reliable, but there is always the possibility that trouble may occur with them. Trouble with semiconductors may lead to personal injury, fire or property damage. Remember to give due consideration to safety when making your circuit designs, with appropriate measures such as (i) placement of substitutive, auxiliary circuits, (ii) use of nonflammable material or (iii) prevention against any malfunction or mishap.

Notes regarding these materials

1. These materials are intended as a reference to assist our customers in the selection of the Renesas Technology Corp. product best suited to the customer's application; they do not convey any license under any intellectual property rights, or any other rights, belonging to Renesas Technology Corp. or a third party.
2. Renesas Technology Corp. assumes no responsibility for any damage, or infringement of any third-party's rights, originating in the use of any product data, diagrams, charts, programs, algorithms, or circuit application examples contained in these materials.
3. All information contained in these materials, including product data, diagrams, charts, programs and algorithms represents information on products at the time of publication of these materials, and are subject to change by Renesas Technology Corp. without notice due to product improvements or other reasons. It is therefore recommended that customers contact Renesas Technology Corp. or an authorized Renesas Technology Corp. product distributor for the latest product information before purchasing a product listed herein.
The information described here may contain technical inaccuracies or typographical errors.
Renesas Technology Corp. assumes no responsibility for any damage, liability, or other loss rising from these inaccuracies or errors.
Please also pay attention to information published by Renesas Technology Corp. by various means, including the Renesas Technology Corp. Semiconductor home page (<http://www.renesas.com>).
4. When using any or all of the information contained in these materials, including product data, diagrams, charts, programs, and algorithms, please be sure to evaluate all information as a total system before making a final decision on the applicability of the information and products. Renesas Technology Corp. assumes no responsibility for any damage, liability or other loss resulting from the information contained herein.
5. Renesas Technology Corp. semiconductors are not designed or manufactured for use in a device or system that is used under circumstances in which human life is potentially at stake. Please contact Renesas Technology Corp. or an authorized Renesas Technology Corp. product distributor when considering the use of a product contained herein for any specific purposes, such as apparatus or systems for transportation, vehicular, medical, aerospace, nuclear, or undersea repeater use.
6. The prior written approval of Renesas Technology Corp. is necessary to reprint or reproduce in whole or in part these materials.
7. If these products or technologies are subject to the Japanese export control restrictions, they must be exported under a license from the Japanese government and cannot be imported into a country other than the approved destination.
Any diversion or reexport contrary to the export control laws and regulations of Japan and/or the country of destination is prohibited.
8. Please contact Renesas Technology Corp. for further details on these materials or the products contained therein.



RENESAS SALES OFFICES

<http://www.renesas.com>

Renesas Technology America, Inc.

450 Holger Way, San Jose, CA 95134-1368, U.S.A
Tel: <1> (408) 382-7500 Fax: <1> (408) 382-7501

Renesas Technology Europe Limited.

Dukes Meadow, Millboard Road, Bourne End, Buckinghamshire, SL8 5FH, United Kingdom
Tel: <44> (1628) 585 100, Fax: <44> (1628) 585 900

Renesas Technology Europe GmbH

Dornacher Str. 3, D-85622 Feldkirchen, Germany
Tel: <49> (89) 380 70 0, Fax: <49> (89) 929 30 11

Renesas Technology Hong Kong Ltd.

7/F., North Tower, World Finance Centre, Harbour City, Canton Road, Hong Kong
Tel: <852> 2265-6688, Fax: <852> 2375-6836

Renesas Technology Taiwan Co., Ltd.

FL 10, #99, Fu-Hsing N. Rd., Taipei, Taiwan
Tel: <886> (2) 2715-2888, Fax: <886> (2) 2713-2999

Renesas Technology (Shanghai) Co., Ltd.

26/F., Ruijin Building, No.205 Maoming Road (S), Shanghai 200020, China
Tel: <86> (21) 6472-1001, Fax: <86> (21) 6415-2952

Renesas Technology Singapore Pte. Ltd.

1, Harbour Front Avenue, #06-10, Keppel Bay Tower, Singapore 098632
Tel: <65> 6213-0200, Fax: <65> 6278-8001