

SWITCHING TYPE POWER SUPPLY APPLICATION
CONVERTER & CHOPPER APPLICATION.

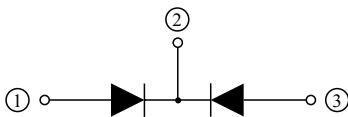
FEATURES

- Ultra-Fast Recovery Time for High Efficiency.
- Low Forward Voltage Drop, High Current Capability, and Low Power Loss.

APPLICATION

- Switching Power Supply.
- Home Appliances, Office Equipment.
- Telecommunication, Factory Automation.

POLARITY



MAXIMUM RATINGS (Ta=25 °C)

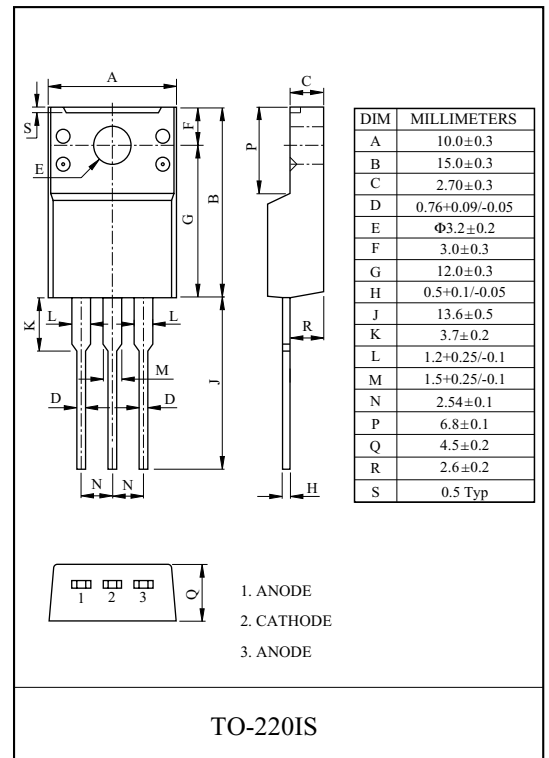
CHARACTERISTIC	SYMBOL	RATING	UNIT
Maximum Reverse Voltage	V_{RM}	300	V
Average Output Rectified Current (Tc=125 °C) (Note1)	I_O	10	A
Peak One Cycle Surge Forward Current (Non-Repetitive)	I_{FSM}	50 (50Hz) 60 (60Hz)	A
Junction Temperature	T_j	-40~150	°C
Storage Temperature Range	T_{stg}	-40~150	°C

(Note1) : Average forward current of centertap full wave connection.

ELECTRICAL CHARACTERISTICS (Ta=25 °C)

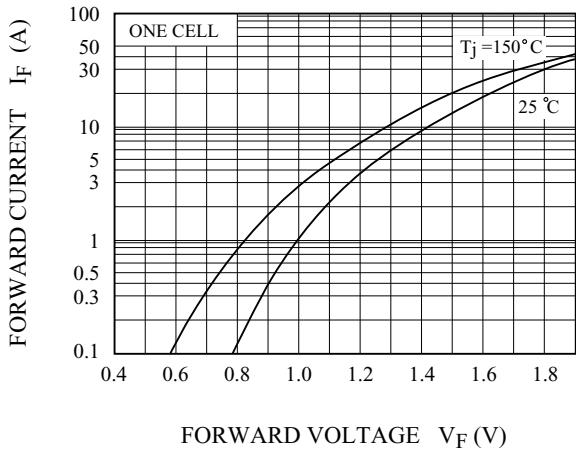
CHARACTERISTIC	SYMBOL	TEST CONDITION	MIN.	TYP.	MAX.	UNIT
Peak Forward Voltage (Note2)	V_{FM}	$I_{FM}=5A$	-	-	1.3	V
Reverse Current (Note2)	I_{RM}	$V_{RM}=\text{Rated}$	-	-	10	μA
Reverse Recovery Time (Note2)	t_{rr}	$I_F=I_R=100mA$	-	-	60	ns
Thermal Resistance (Note2)	$R_{th(j-c)}$	Junction to Case	-	-	4.0	°C/W

(Note2) : A Value of one cell.

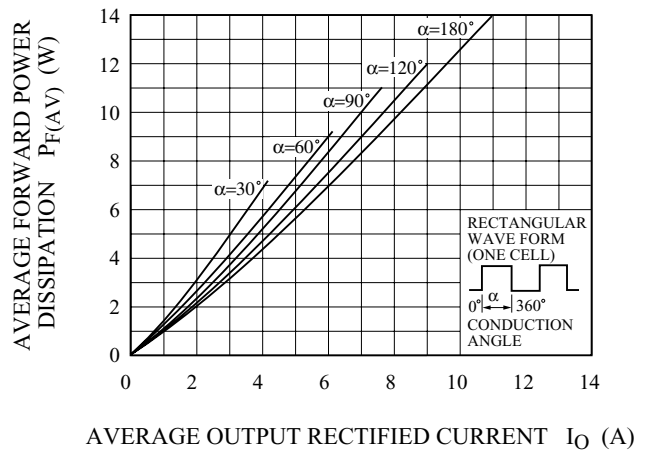


U10A3CIC

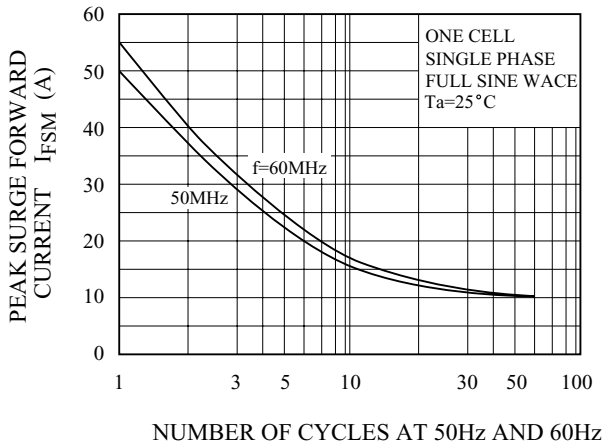
$I_F - V_F$



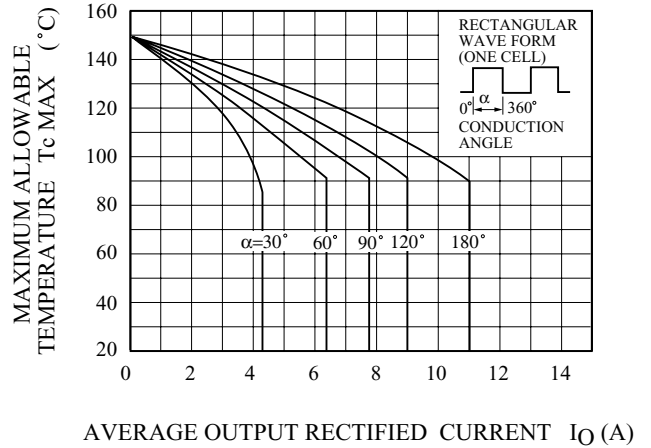
$P_{F(AV)} - I_O$



SURGE FORWARD CURRENT (NON - REPETITIVE)



$T_c - I_O$



This datasheet has been downloaded from:

www.DatasheetCatalog.com

Datasheets for electronic components.