

# 2SK1191

External dimensions 1 ..... FM20

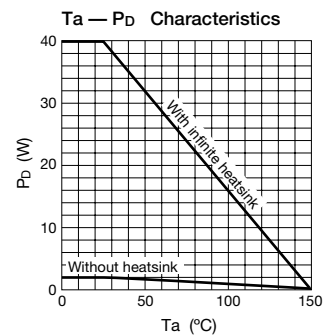
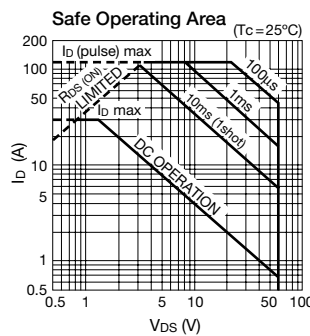
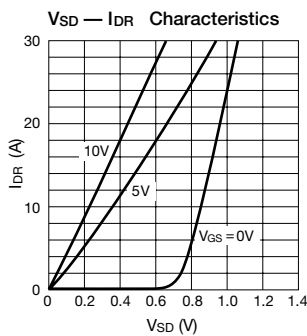
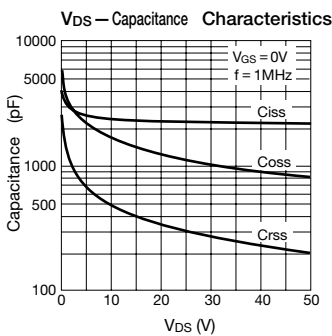
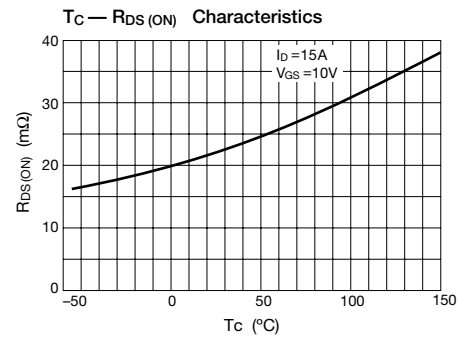
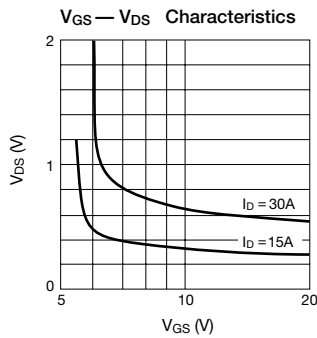
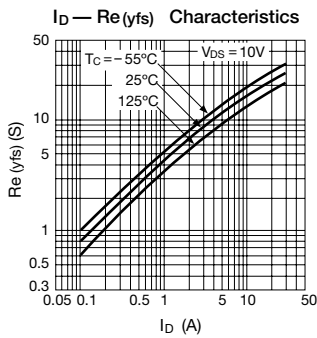
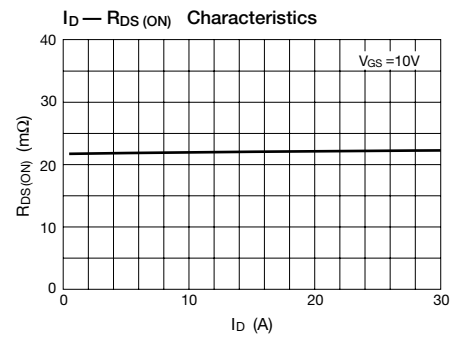
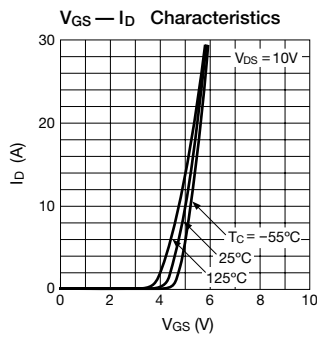
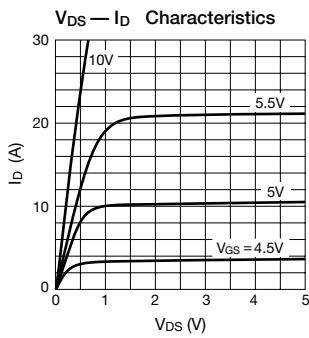
## Absolute Maximum Ratings (Ta = 25°C)

Symbol	Ratings	Unit
V <sub>DSS</sub>	60	V
V <sub>GSS</sub>	±20	V
I <sub>D</sub>	±30	A
I <sub>D</sub> (pulse)	±120 (T <sub>ch</sub> ≤ 150°C)	A
P <sub>D</sub>	40 (T <sub>c</sub> = 25°C)	W
E <sub>AS</sub> *	38	mJ
T <sub>ch</sub>	150	°C
T <sub>stg</sub>	-55 to +150	°C

\*: V<sub>DD</sub> = 25V, L = 50μH, I<sub>L</sub> = 30A, unclamped, See Figure 1 on Page 5.

## Electrical Characteristics (Ta = 25°C)

Symbol	Ratings			Unit	Conditions
	min	typ	max		
V <sub>(BR) DSS</sub>	60			V	I <sub>D</sub> = 250μA, V <sub>GS</sub> = 0V
I <sub>GSS</sub>			±500	nA	V <sub>GS</sub> = ±20V
I <sub>DSS</sub>			250	μA	V <sub>DS</sub> = 60V, V <sub>GS</sub> = 0V
V <sub>TH</sub>	2.0		4.0	V	V <sub>DS</sub> = 10V, I <sub>D</sub> = 250μA
R <sub>e</sub> (yfs)	13	20		S	V <sub>DS</sub> = 10V, I <sub>D</sub> = 15A
R <sub>DS (on)</sub>		0.021	0.028	Ω	V <sub>GS</sub> = 10V, I <sub>D</sub> = 15A
C <sub>iss</sub>		2500		pF	V <sub>DS</sub> = 25V, f = 1.0MHz, V <sub>GS</sub> = 0V
C <sub>oss</sub>		1200		pF	
t <sub>on</sub>		180		ns	I <sub>D</sub> = 15A, V <sub>DD</sub> = 30V, V <sub>GS</sub> = 10V, See Figure 2 on Page 5.
t <sub>off</sub>		120		ns	



This datasheet has been downloaded from:

[www.DatasheetCatalog.com](http://www.DatasheetCatalog.com)

Datasheets for electronic components.